

Themes

Spring Has Sprung


There are many changes in nature during the spring. The children will enjoy hands-on experiences as they learn how rain prepares the soil for new life, how plants grow from seeds and bulbs, and how baby birds and chicks hatch from their shells.

Up and Away

Look high in the sky for this lofty theme. The children will learn how airplanes, balloons, rockets, and kites soar through the air. Everyone will be blown away by fun activities!

Alphabet Words

vacuum, vest, viola, visor, walrus, wave, wings, wolf, xylophone, mix, six, wax

Color/Shape	Letters/Numbers
	Vv, Wx, Xx 17, 18

Sign Language



Learn with Me!

• Mud Castles

Plan this activity for after a rainy day, or plan to make mud by mixing water and dirt while playing outside. Gather sand buckets, pails, or similar containers and small shovels and spoons. Invite your child to spend some time exploring the mud. How does it feel? Is it cold? Is it soft? Bring out the containers and tools to start building. Invite your child to pile up containers of mud to create a castle. What other ideas can they come up with?

• Paper Airplanes

Gather sheets of paper for you and your child. Model how to make a paper airplane, and have your child copy the steps. Begin by folding a sheet of paper in half vertically. Unfold the paper and fold the top corners toward the crease. Fold each of the triangular flaps toward the middle to sharpen the point. Re-fold the paper along the vertical crease made in the first step. Make wings by folding down the edges on each side. Throw the planes outside to test how far they can fly.

My Project: Bunny Bag

When I bring this project home, we can:


- Talk about the ways I decorated the bunny and other parts of the project.
- Jump around like bunnies!
- Watch educational videos about bunnies.



My Project: Plate Flyer

When I bring this project home, we can:

- Sing a song and move the flyer around as we sing, or share it as a dance prop.
- Play with it outside to test in the wind.
- Display it in a window, on a door, or in another special place.



FAMILY CONNECTION

Book List

Flowers Are Calling

by Rita Gray

Caterpillar and Bean

by Martin Jenkins

Watersong

by Tim McCanna

Bloom Boom!

by April Pulley Sayre

The Noon Balloon

by Margaret Wise Brown

The Sky Above My Eyes

by Charlotte Guillain

Up and Down

by Oliver Jeffers

Amazing Airplanes

by Tony Mitton

Songs

One Little Seed

Sung to "London Bridge"

One little seed is in the ground,
In the ground, in the ground.
One little seed is in the ground,
Fast asleep.

Warm sunshine and big raindrops,
Big raindrops, big raindrops.
Warm sunshine and big raindrops,
All pouring down.

One little seed peeks through the ground,
Through the ground, through the ground.

One little seed peeks through the ground,
Wide awake!




Recipe

Biscuit Blooms

refrigerated biscuit dough
jam

Heat the oven and prepare a pan according to package instructions. Give your child a plastic knife and a biscuit on a piece of wax paper. Model how to make cuts through the dough around the outside edges of the biscuit. Gently separate the dough to make flower petals. Transfer the biscuit to the pan by simply turning the paper upside down. Have your child make an indent in the center of the biscuit with his thumb. Repeat with the remaining dough. Bake as directed. When the biscuits are done, place a dab of jam in the middle and enjoy!



Reach High

Sung to "Row, Row, Row Your Boat"

Reach, reach, way up high,
Try to touch the sky!
Like a plane or butterfly,
Pretend that you can fly!

Crouch, crouch, way down low,
Build up all your steam!
Like a rocket in the night,
Blast off like a dream!



Reminders
