

Themes

Beautiful Bugs


This theme invites children to be entomologists! Children will learn about the characteristics of insects, where they live, what they eat, and how to be safe around them.

Lazy Summer Days



The children will have one last opportunity to explore, observe, and enjoy summer activities before autumn. They will also practice letters, numbers, colors, and shapes so they are well prepared for the new school year.

Alphabet Words

rocket, sandals, telescope, unicorn, vulture, windmill, X-ray, yogurt, zipper



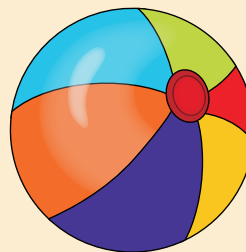
Color/Shape	Letters/ Numbers
	Rr-Zz 15-20

Sign Language



Watch Me Learn!

Enjoy the final days of summer by going on a summer scavenger hunt. Help your child identify the items below. Walk around your neighborhood, a nearby park, or other special location. You may even find some items in your own backyard! Can you find other summer items to add to the list?



FAMILY CONNECTION

Activities

• Bug Hunt

Go on a bug hunt! Search for bugs outdoors with your child. Talk about the different bugs you see. Where do they live? What do they eat? How do they move? Challenge your child to demonstrate how several different types of bugs move, such as ladybugs, bees, ants, and crickets.

• Bug Observation

Gather a glass jar with a lid. Punch a few holes in the top of the lid. Search for a bug with your child and place it in the jar. Observe the bug together. Offer a magnifying glass, if you have one. Release the bug after a short while.

• Fruits

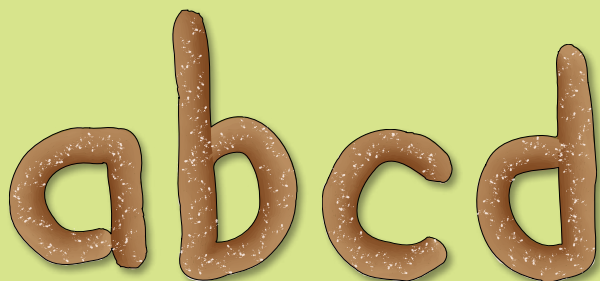
Read the book *Eating the Alphabet: Fruits & Vegetables from A to Z* by Lois Ehlert. Talk about the many fruits in the book. Provide different fruits in bite-size chunks. Invite your child to slide the fruit onto bamboo skewers. Serve the kabobs with a meal or as a snack. As everyone eats, talk about with which letter each fruit starts.

Recipe

Letter Snacks

canned breadstick dough
Parmesan cheese OR cinnamon and sugar

Invite your child to shape the dough into letters. Place the letters on a cookie sheet and sprinkle with Parmesan cheese or cinnamon and sugar. Bake according to the package directions or until lightly browned.



Songs

Busy Bugs

Sung to "I'm a Little Teapot"

See the little ant; he works so hard.
He digs a nest down in the yard.
He has a lot of friends who work hard, too.
They help each other gather food.
They help each other gather food.



See the ladybug with colors bright.
She can crawl around and even fly.
Anytime a ladybug gets a chance,
She eats the aphids on the plants.
She eats the aphids on the plants.

Summertime

Sung to "Jingle Bells"

In the summertime we play;
We have fun every day.
We like to swim and ride;
We like to swing and slide.
We chase a ball and run;
We tumble in the sun.
We laugh and play all summer long,
And sing our happy song. Oh!



Chorus:

Summertime, summertime,
Summertime is here.
Clap your hands and twirl around,
And give a happy cheer.

Repeat chorus.

Repeat first verse and chorus.



Book List

The Tiny Baker

by Hayley Barrett

Heads and Tails: Insects

by John Canty

Hank's Big Day: The Story of a Bug

by Evan Kuhlman

Claudia & Moth

by Jennifer Hansen Rolli

Bubbles...Up!

by Jacqueline Davies

Dusk Explorers

by Lindsay Leslie

Sun

by Sam Usher

The Night Is Yours

by Abdul-Razak Zachariah