


Themes

Summer Discoveries
1, 2, 3, Review with Me

Shapes and Colors



Numbers

15–20

Letters

R–Z

Alphabet Words

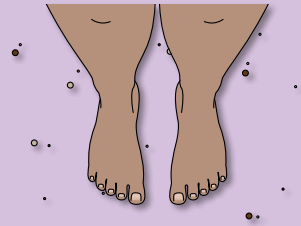
rabbit, socks,
toothbrush, unhappy,
violin, window,
X-ray, yam,
zebra

Sign Language



Theme Descriptions

Summer Discoveries: This theme provides opportunities for children to focus on the ground beneath their feet. Different types of indoor and outdoor surfaces—mud, sand, grass, pebbles, and more—will be explored. Invite children to remove their socks and shoes and really dig into this theme!



1, 2, 3, Review with Me: Wrap up summer by reviewing letters, numbers, shapes, and colors. The children will continue to foster friendships, soak up the sun with fun outside games, and explore bubbles. Children who are transitioning to kindergarten will be celebrated as your group says “goodbye” and prepares for new friends.

Activities for Home

- With summer coming to an end, try to spend some extra time outdoors with your child. Visit a local park, eat a snack under a shade tree, or take a walk around the neighborhood. Take along a bottle of bubbles and have fun blowing and popping bubbles together!
- Splish, splash! It’s time for a bath! Partially fill a wading pool with water and let it warm in the sun. Add scented bubble bath to the pool. Agitate the water to create lots of bubbles. Add washcloths and bath toys and invite your child to spend time playing in this outdoor bubble bath! Be sure to supervise children around water at all times.
- Play some grassy games outdoors. Toss, catch, and roll a ball through the grass with your child, play Frisbee, or roll down a grassy hill together! Don’t forget to walk barefoot through a patch of soft, thick grass. Talk about how the grass feels.

Look for Books

The best way to learn which books your child enjoys is to read children’s books—lots of them! Check out the Resources tab at funshineexpress.com for Book Lists corresponding to each month’s themes. Get to know your local librarians and ask for their recommendations as well.

- | | |
|--|--|
| Peanut Butter & Cupcake
by Terry Border | Tangled: A Story About Shapes
by Anne Miranda |
| Bubbles
by Kit Chase | I Spy Numbers |
| I Took the Moon for a Walk
by Carolyn Curtis | I Spy Letters
by Jean Marzollo |
| 100 Bugs!: A Counting Book
by Kate Narita | The Secret Life of Squirrels: Back to School
by Nancy Rose |

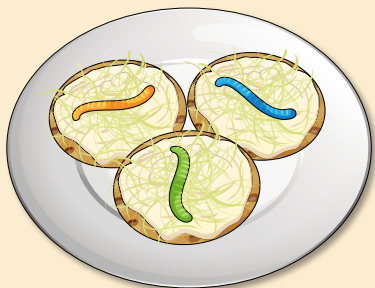
Cooking Together

When cooking with young children, allow them to help in a safe way with mixing, pouring, rolling, mashing, shaking, etc. Use words to describe what you are doing and what you plan to do next. Talk about what you see, smell, feel, hear, and taste.

Green Grass Goodies

- crackers
- cream cheese, softened
- alfalfa sprouts
- gummy worm

Invite your child to help you make green grassy treats. Give your child several crackers. Offer her a plastic knife and have her spread softened cream cheese on the crackers. Top each cracker with alfalfa sprouts as grass and add a gummy worm. Serve a green juice drink to accompany the grassy treats. (Add green food coloring to apple juice!)



Sing Along with Me

Find these songs at www.funshineexpress.com

In the Cool, Green Grass

Sung to “Ring Around the Rosie”

Snakes live in the grass,
They wiggle and they squiggle.
Slithering, sliding through
The cool, green grass.

Crickets live in the grass,
They cheep and they chirp.
Hopping, crawling through
The cool, green grass.

Ants live under the grass,
They hurry and they scurry.
Crawling, creeping through
The cool, green grass.



Rainbow Bubbles

Sung to “Up on the Housetop”

First came a bubble passing by,
Shining a rainbow in my eye!
Then came another and many more,
Until they filled the bright blue sky!

Bubbles shine, all around!
Bubbles float, up and down!
All from the bubble passing by,
Shining a rainbow in my eye!



Reminders...

Connect with Us!

