



December 2021

NEWSLETTER

Themes

All Aboard!


Children will learn about the parts of a train, types of trains, railroad tracks, train stations, and the role of the conductor. Choo, choo!

Jolly Holidays

The children will explore new and familiar holiday traditions and share them with their friends and families. Welcome winter with simple science activities that highlight the changing weather.

Alphabet Words

jackfruit, jewels, jug, jump, kayak, kettle, kitchen, koala, ladder, laptop, lime, lips

Color/ Shape	Letters/ Numbers
	Jj, Kk, Ll 9, 10


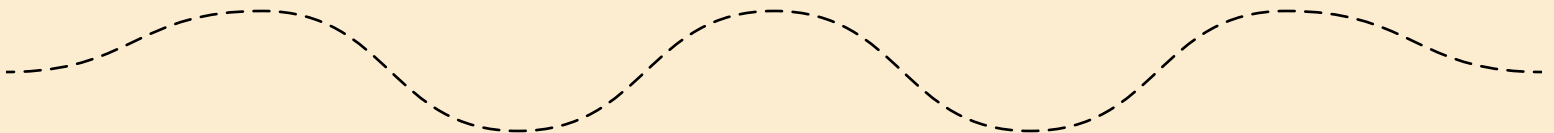
Sign Language



Watch Me Learn!

Provide a pencil or crayon for your child to work on this fine motor activity. Start by encouraging her to notice the shape of each line. You may want to model how to trace part of a dotted line and then invite her to continue on her own. Return this sheet to your child care provider so that your child can share it with the group.

Return by _____.



FAMILY CONNECTION

Activities

• Trains

Do you live near a train station or have to travel over tracks during your daily commute? Discuss trains and the train system with your child. What kind of cargo are the cars carrying? Where are the trains traveling to and coming from? If possible, visit a depot or museum with antique train cars or memorabilia.

• Holidays


Discuss the upcoming holidays with your child. Which holidays do you recognize or celebrate? Talk about your family traditions and what you will be doing to celebrate as a family this month. By the age of 4, children notice the cultural aspects of others' behavior, such as other children eating different foods and celebrating different holidays or none at all. Help your child become more accepting of cultural differences. Read books about different holidays and family experiences to your child.

Recipe

Gingerbread Playdough

- 1 cup flour
- 3 T. each of ground cloves, allspice, cinnamon and ginger
- 1/2 cup salt
- 2 tsp. cream of tartar
- 1 cup water
- 1 tsp. vegetable oil

Mix dry ingredients together in a large bowl. Add the oil and water to the dry ingredients and mix. Dump the mixture into a large pot. Stir for two to three minutes, while cooking over medium heat. Let cool. Roll out flat and use with cookie cutters.



Songs

Clickety Clack

Sung to "Skip to My Lou"

Here comes the engine down the track,
Pulling the cars with a clickety clack.
The little caboose is in the back.
Clickety, clickety, clack.

Chorus:

Click, clack, clickety clack.
Click, clack, clickety clack.
Click, clack, clickety clack.
Clickety, clickety, clack.

The train is hauling gifts and toys,
To give to happy girls and boys.
I love to hear its clickety noise!
Clickety, clickety, clack.

Repeat chorus.

Celebrate!

Sung to "This Old Man"

Celebrate! Celebrate!
It's such fun to celebrate!
(Any holiday or happy time at all;
We celebrate and have a ball.)

Repeat with:

We sing songs together and play many games;
We look at lights or candle flames.

We make pretty cards and gifts that we can send
To our families and our friends.



Book List

How To Train A Train

by Jason Carter Eaton

I'm Fast!

by Kate & Jim McMullan

Subway

by Anastasia Suen

Alphabet Trains

by Samantha R. Vamos

A Loud Winter's Nap

by Katy Hudson

Harold Loves His Woolly Hat

by Vern Kousky

A Big Bed for Little Snow

by Grace Lin

The Jacket I Wear in the Snow

by Shirley Neitzel