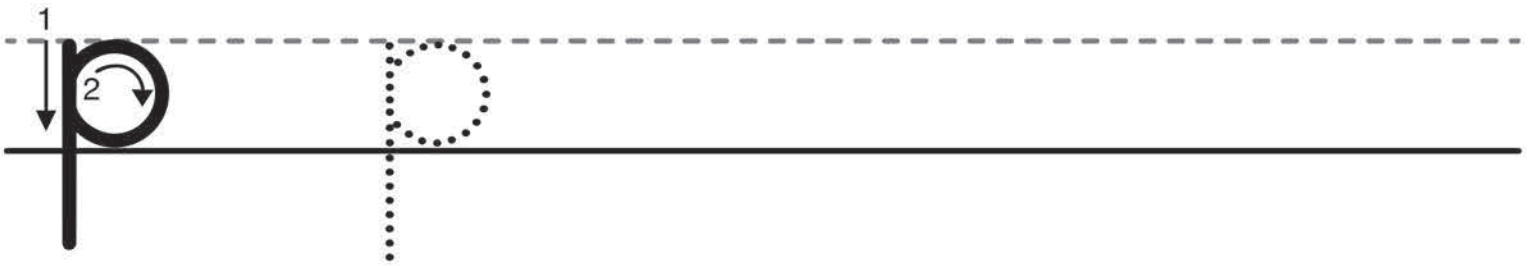



Name \_\_\_\_\_

Have the child identify the letter P and make the /p/ sound.  
Trace the uppercase and lowercase letters. Practice printing the letter.



Give the pig eyes, a nose, and a curly tail. Color the picture.



Name \_\_\_\_\_

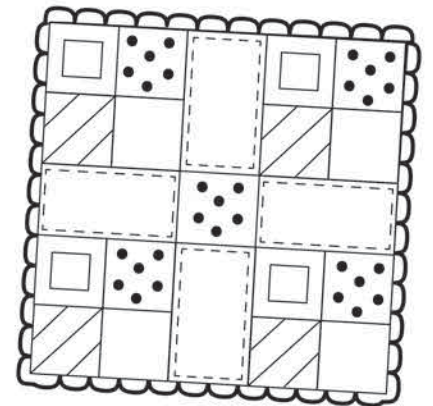
Have the child identify the letter Q and make the /kw/ sound.  
Trace the uppercase and lowercase letters. Practice printing the letter.



What letter does each item start with?  
Fill in the letter on the line. Color the pictures.



Q is for \_\_uarter.



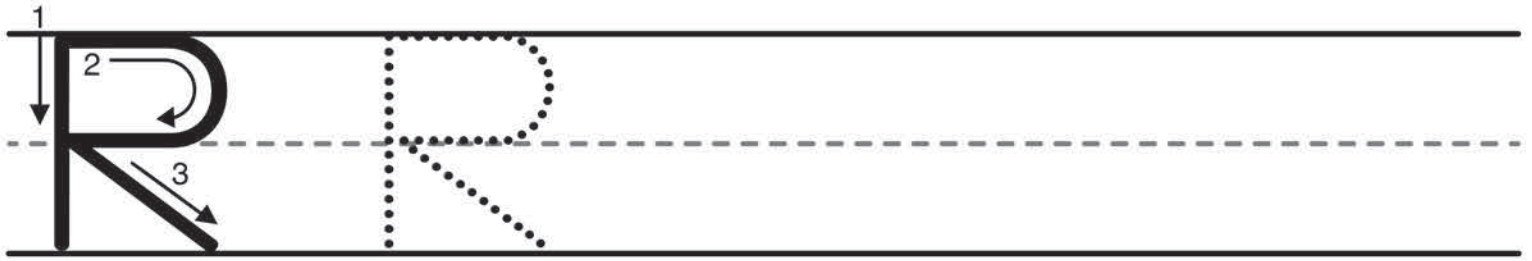
Q is for \_\_uilt.







Q is for \_\_ueen.

Name \_\_\_\_\_

Have the child identify the letter R and make the /r/ sound.  
Trace the uppercase and lowercase letters. Practice printing the letter.

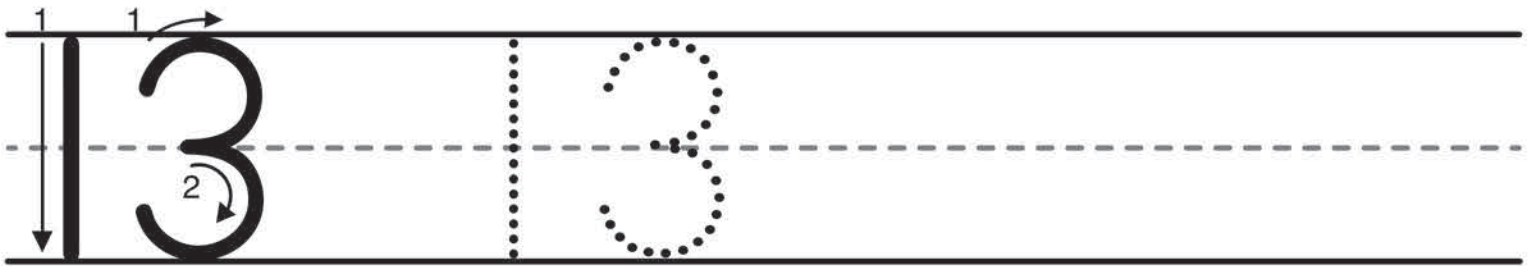


Place an X over the item that does not begin with the letter R.  
Color the pictures.



Name \_\_\_\_\_

Say the number and trace the numeral. Practice printing the numeral.



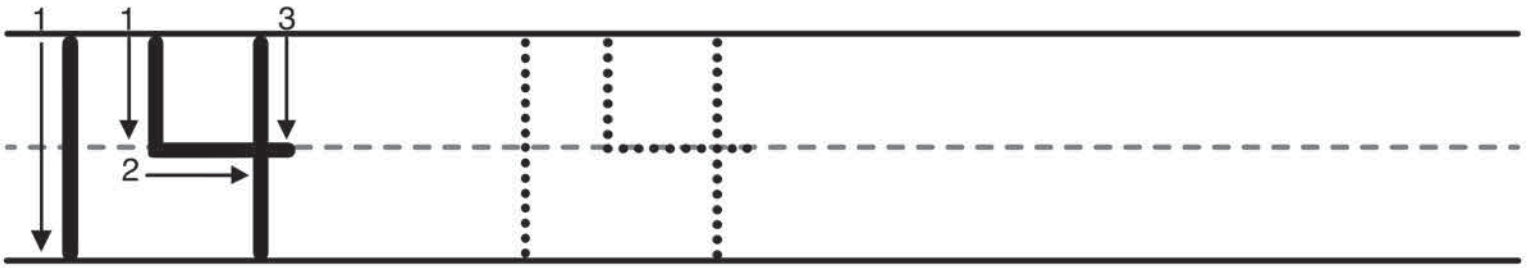
Count the hearts on the sweater.  
Print the numeral in the box. Color the picture.




thirteen

Name \_\_\_\_\_

Say the number and trace the numeral. Practice printing the numeral.






Draw fourteen bananas in the tree. Color the picture.



Name \_\_\_\_\_

Make something with the small, medium, and large heart.



Name \_\_\_\_\_

Color the flamingo pink.

