



# January 2022

## NEWSLETTER

### Themes

#### Tinker Time


This theme invites children to become scientists as they explore the world through simple experiments and building. They will tinker with gizmos and gadgets, and maybe they will invent something of their own!

#### Polar Pals


Children will journey to lands of ice and snow in this frosty theme. They will learn about the Arctic and Antarctica and the animals that call the tundra home.

#### Alphabet Words

milk, money, mouse, mustard, nest, newspaper, newt, nickel, oars, omelet, ostrich, otter

Color/Shape	Letters/Numbers
	Mm, Nn, Oo 11, 12

#### Sign Language



### Watch Me Learn!

Name the letters M, N, and O for your child. Make the letter sounds together. Help her think of words or familiar objects that start with these letters. Choose a way to fill in the boxes below. You may want to draw or attach a picture of an item that begins with each letter, or write a real or made-up word with each letter.

Return this sheet to your child care provider so that your child can share it with the group.

Return by \_\_\_\_\_.

M

N

O

# FAMILY CONNECTION

## Activities


- **Exploring Tools**  
Does your child have a toy tool kit? Allow her to pound golf tees into Styrofoam blocks. If you own a real tool kit, compare your tools to your child's kit. Name each tool and discuss its use. Review safety rules of tool use. With close supervision, allow your child to build a simple structure.
- **Counting to 12**  
Practice counting to 12. Save an egg carton and count together as your child places a small object in each section of the carton.
- **Reinforce the Letter N**  
Reinforce the letter N with the following activities. Form an N with chenille stems or craft sticks. Make a name collage with alphabet beads or letters cut from magazines that spell out names of family members. Circle Ns found in magazine articles. (This can be done with M and O, the other letters of the month, as well.)

## Recipe

### Easy Cheesy Robots

- square cheese slices
- crackers of different shapes
- chopped olives
- fresh, chopped carrots, broccoli, and cauliflower

Use cookie cutters to cut a variety of geometrical shapes from cheese slices. Place the cheese cutouts, crackers, chopped olives, and vegetables on a tray. Let family members choose their favorite snack items to create edible robots.



## Reminders

---

---

---

---

## Songs

### Making Things Work

Sung to "She'll Be Comin' Round the Mountain"

Turn the doorknob; it will open up the door.  
Turn the doorknob; it will open up the door.  
You will hear the doorknob clicking  
When it's turning and it's twisting.  
Turn the doorknob; it will open up the door.

Flip the light switch and the lights go off and on.  
Flip the light switch and the lights go off and on.  
Lights work by electric power  
And the wires lead to the tower.  
Flip the light switch and the lights go off and on.

Push a button and the TV will come on.  
Push a button and the TV will come on.  
Oh, remotes have many buttons  
And each has a different function.  
Push a button and the TV will come on.



### Penguin Party

Sung to "Alouette"

Penguin party! Everybody's coming!  
Penguin party! Are you coming too?  
(Slipping, sliding in the snow,  
Waddling round and round we go.  
In the snow, round we go.

Party time! Party time!  
O-o-o-o-oh!  
Penguin party! Everybody's coming!  
Penguin party! Are you coming too?

Repeat with:

Eating lots of tasty fish,  
It's our favorite penguin dish.  
In the snow, round we go.  
Tasty fish, favorite dish.



## Book List

**Mike Mulligan and His Steam**

**Shovel**

by Virginia Lee Burton

**Robots, Robots Everywhere!**

by Sue Fleiss

**Be a Maker**

by Katey Howes

**What Do Wheels Do All Day?**

by April Jones Prince

**Snowballs**

by Lois Ehlert

**Penguins**

by Jill Esbaum

**It's Snowing!**

by Gail Gibbons

**Polar Bear Night**

by Laura Thompson