

### Themes

#### Sand and Sea


Information about whales, dolphins, starfish, sharks, and crabs make this theme a big splash!

#### Sunny Savanna

Elephants, zebras, rhinos, and giraffes are just some of the amazing animals that roam the sunny savanna landscape. The children will learn about the savanna climate, the difference between wild and tame animals, and much more.

### Alphabet Words

sandals, seaweed, soap, sofa, telescope, tongue, toucan, twig, umbrella, umpire, unicorn, unzipped

| Color/<br>Shape   | Letters/<br>Numbers  |
|---|----------------------|
|  | Ss, Tt, Uu<br>15, 16 |


### Sign Language



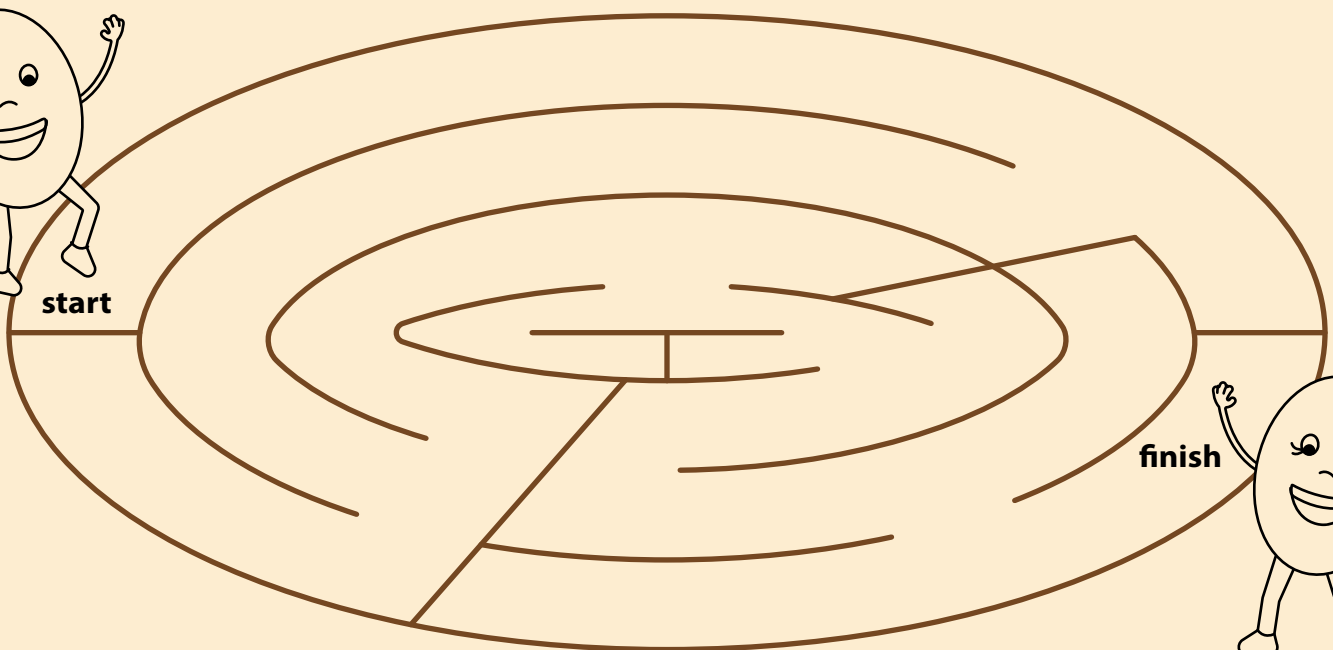
### Watch Me Learn!

Work on identifying the shape of the month and tracing. Encourage your child to point to the ovals at the beginning and end of the maze. Invite them to trace with their finger first, and when sure about the route, use a writing tool to connect the ovals. Return this sheet to your child care provider so that your child can share it with the group.


Return by \_\_\_\_\_.



start



finish



# FAMILY CONNECTION

## Activities

### • Ocean Life

Visit a local aquarium, zoo, the seashore, or pet store with your child. Point out the various fish and ocean life. A pet store may have saltwater fish, which will be much more colorful than freshwater fish. If you don't have these local resources, read books about the ocean or do a search for "ocean life" on [images.google.com](https://images.google.com). Talk about the colors you see.

### • Savanna Paintings


Create savanna paintings with your child. Bring out earth tone watercolor paints or tint a small amount of water with food coloring. Use paintbrushes to paint pictures and designs on white paper. Encourage your child to paint their favorite savanna animal. Is it an elephant, zebra, or giraffe? Let the pictures dry and display the artwork on your refrigerator or in another special place.

## Recipe

### Clamwiches

small whole wheat buns  
chopped ham OR canned tuna  
mayonnaise  
sliced olives

Mix chopped ham or tuna with mayonnaise to taste. Slice each bun in half and fill it with the meat mixture, arranging it so one side of the sandwich is propped open to look like a clam. Add small slices of olives on top of the meat and peeking out of the sandwich to look like eyes.



## Songs

### Down in the Ocean

Sung to "Up on the Housetop"

Down in the ocean, look and see  
A lazy giant manatee!  
Jellyfish wiggling here and there,  
Shiny fish darting everywhere.  
Way down deep, starfish creep.  
In the waves, dolphins play.  
Down in the ocean, all around,  
Millions of creatures can be found.



### Savanna Animals

Sung to "Old Macdonald"

Animals are in the grass;  
Oh, what do they say?  
(Prowling lions) in the grass,  
(Roaring) just this way.  
With a (roar, roar) here, and (roar, roar) there.  
Here a (roar), there a (roar),  
Everywhere a (roar, roar).  
(Prowling lions) in the grass,  
(Roaring) just this way.



Repeat with:

Trotting zebras/yipping/yip, yip  
Grazing hippos/snorting/snort, snort



## Book List

### *Noah's Seal*

by Layn Marlow

### *The Crab Alphabet Book*

by Jerry Pallotta

### *Sandcastle*

by Einat Tsarfati

### *Jules vs. the Ocean*

by Jessie Sima

### *What Can Live in a Grassland?*

by Sheila Anderson

### *Honey...Honey...Lion!*

by Jan Brett

### *Here Is the African Savanna*

by Madeleine Dunphy

### *Big Little Hippo*

by Valeri Gorbachev