



# November 2023

## NEWSLETTER

### Themes

#### Cooling Down


Snuggle up to learn all about hibernation, migration, and early signs of winter. Children will explore how people and animals prepare for and survive the winter season in cold and snowy climates. They will discover ways to stay cozy and warm as the cold settles in.

#### Barnyard Bash


Preschoolers love learning about farm life! During this theme, they'll learn about the animals that live on farms, the foods that grow there, and the machines that work there. Roll up your sleeves for barnyard fun!

### Alphabet Words

gate, gem, goldfish, gorilla,  
hand, harp, hen, hive,  
iguana, inchworm, insects, iris

Color/Shape	Letters/ Numbers
	Gg, Hh, Ii 7, 8

### Sign Language



## Learn with Me!

#### • Cozy Den

Visit with your child about dens. Review that a den is a shelter that can be used as a home for animals. Would your child like to build a den with you? Work together to build a cozy den with blankets, pillows, and cushions. Think of things you can do together inside the den, such as read a book, play instruments and sing together, or drink warm cocoa.


#### • Farm Animal Puppet Show

Gather old socks and art supplies and have fun decorating the socks with your child to resemble farm animals. What animals would be fun to create? One idea is to glue black tissue paper pieces to a white sock to make a cute cow puppet! Use a shelf or a table as a stage for your puppet show. Sing farm animal songs, recite farm rhymes, or create a storyline for the puppets.

#### My Project: Sleeping Bear

When I bring this project home, we can:



- Pretend to be bears that are napping in a pile of pillows.
- Take turns hiding and finding the sleeping bear around the house.
- Hunt for more brown items outdoors.



#### My Project: Barnyard Animal Book

When I bring this project home, we can:

- Go through the book's pages together.
- Talk about the drawings in the book.
- Look for more farm animal books at home or at a library.



*Graphics are intended to show samples of projects.  
Materials may be substituted or used differently.*

## FAMILY CONNECTION

## Book List

## Migration

*by Gail Gibbons*

## The Winter Train

*by Susanna Isern*

## Goodbye Autumn, Hello Winter

*by Kenard Pak*

## *The Busy Little Squirrel*

*by Nancy Tafuri*

## F is for Farm

*by Greg Paprocki*

## From Seed to Pumpkin

by Wendy Pfeffer

## Clip-Clap

*by Nicola Smeets*

## Business Pig

*by Andrea Zuill*

## Songs

## Winter's Nap

Sung to "I'm a Little Teapot"

I'm a big bear, nice and fat.

I'm getting ready for a long, long nap.

I snore and snore all night and day.

I'm going to sleep the winter away.

## Harvesting

## Sung to “The Farmer in the Dell”

A-harvesting we'll go, a-harvesting we'll go.

(March in place.)

We'll pick the (apples) and take them home.

*(Pretend to pick up apples and place them in a basket.)*

A-harvesting we'll go.

Repeat with: peppers, squash

## Recipe

## Easy Cowboy Caviar

1 can black beans

1 can white beans

1 can red beans

1 can corn

**½ cup olive oil**

**salt and pepper to taste**



Drain and rinse each can of beans and the corn well. Combine them in a large bowl. Add olive oil, salt, and pepper. Mix thoroughly. You can also add other veggies of your child's liking, such as tomatoes, onions, peppers, etc. Cover the bowl and refrigerate for 2–3 hours. Enjoy with crackers, chips, or as a side dish.

## Reminders

This image shows a single sheet of white paper with horizontal blue ruling lines. The lines are evenly spaced and run across the width of the page. There are no margins, text, or other markings on the paper.