

### Themes

#### Safety First


This theme includes information and fun activities to teach children how to stay safe. We'll celebrate Fire Prevention Week and help children recognize firefighters and other emergency responders as helpers who keep them safe. Bike and pedestrian safety will also be covered.

#### Wiggly Wonders

Spin a web of fun with wiggly wonders such as spiders, insects, snakes, and worms! In this theme, children will learn about all kinds of critters that wiggle and jiggle. Pumpkins, bats, and scarecrows are part of the fun as well.

#### Alphabet Words

daisy, diamond, door, doughnut, elephant, elk, eye, exit, finch, fingers, fire, footprints

Color/Shape	Letters/ Numbers
	Dd, Ee, Ff 4, 5, 6

#### Sign Language



### Learn with Me!

- Fire Prevention**

Talk about what your child has learned about fire prevention during the Safety First theme. Record this information. Gather art supplies to create fire prevention flyers to spread throughout the neighborhood. What a great opportunity to enjoy a nice walk and greet the neighbors while sharing an important message!


- Stick Alphabet**

Go on a hunt for sticks with your child. Collect them from your yard or a nearby park. Help your child notice the different sizes of the sticks and if they bend in different ways. Model how to create a letter with the sticks while inviting your child to join you. How many letters of the alphabet can you create together?

- My Project: Terrific Triangles**

When I bring this project home, we can:

- Count the triangles on the project together.
- Say *triangle* in our home language, English, and Spanish (*triángulo/tree-AHN-goo-loh*).



- My Project: Flying Bat**

When I bring this project home, we can:

- Discuss what I have learned about bats.
- Sing a song about bats and fly the bat around.



# FAMILY CONNECTION

## Book List

### **Runaway Signs**

by Joan Holub

### **Bike Safety**

by Sarah L. Schuette

### **Ambulance, Ambulance!**

by Sally Sutton

### **Wildfire!**

by Ashley Wolff

### **Snakes**

by Nic Bishop

### **Spiders**

by Gail Gibbons

### **Miss Spider's Tea Party**

by David Kirk

### **How Big Could Your Pumpkin Grow?**

by Wendell Minor

## Songs

### **Safety Gear**

Sung to "Clementine"

Wear your helmet,  
Wear your pads,  
Wear your safety gear outside.  
You protect your head and body,  
When you wear your safety gear!



### **Bat Flaps**

Sung to "I'm a Little Teapot"

I'm a little bat who's black as black.  
Watch my wings, they flap and flap.  
Eating bugs is such a treat.  
I clear the path with my high-pitched squeak!

'Round and 'round I fly at night,  
Catching so many bugs in flight.  
When night is gone and it is light,  
I hang in my cave to sleep. Night-night!

Repeat first stanza.



## Recipe

### **Pumpkin Cheeseball**

**8 oz. shredded cheddar cheese**


**¼ cup canned pumpkin**

**¼ tsp. allspice**

**¼ tsp. nutmeg**

**4 oz. cream cheese, softened**

Mix the ingredients until smooth. Cover and refrigerate until firm (about 2 hrs). Shape the mixture into a pumpkin. Use your finger to add lines down the sides. Add a pretzel rod to the top for a stem and decorate the pumpkin with some of the following items: red or green pepper slices, black olive slices, carrot sticks or slices, lettuce or spinach leaves, parsley sprigs. Serve with assorted crackers.



## Reminders

---

---

---

---

---

---

---

---