



# September 2023

## NEWSLETTER

### Themes

#### Wonderful Me


Every child brings unique qualities, experiences, and perspectives to preschool. During this theme, children will explore ways of getting to know each other and engage in activities that promote pride in their work. Feelings, friends, and families will be covered, as well as ways to establish good routines for a wonderful preschool year.

#### Where We Live


This theme invites children to investigate the different types of homes and neighborhoods in their community, as well as around the world. Children will learn about who builds homes and what makes a home. They will measure, explore tools, and build. Animal homes are touched upon as well.

### Alphabet Words

acorn, alligator, animals, apricot, balloons, basketball, barn, bear, cactus, cat, comb, cymbals

Color/Shape	Letters/Numbers
	Aa, Bb, Cc 1, 2, 3

### Sign Language



### Learn with Me!

#### • Reading a Book Together

Take this activity outside for a cozy fall reading experience. Begin by gathering a few books, a blanket, and a favorite snack. Invite your child to choose the first book to read. As you read, use the illustrations to talk about characteristics, emotions, or any other traits that make each character in the story unique. At the end of the reading, ask your child to recall important events or share a favorite part.


#### • Building a Home

Gather building materials and tools, such as blocks, cardboard pieces, cardboard tubes, heavy tape, scissors, paper clips, and a stapler. Invite your child to explore the shapes, sizes, and purpose of the materials. Work together to construct a building that could serve as a pretend home. Engage in conversation with your child as you work. Consider asking questions such as, "How big should the home be?," "How many windows would you like the house to have?," or "What tools do you think we would need to cut the door space?"

#### My Project: Family Tree

When I bring this project home, we can:

- Read the names on the project together.
- Display it in the dining area for family members to appreciate at mealtime.
- Gather for a small family reunion and talk about how much we love each other or sing a song together.



#### My Project: Salt Lines

When I bring this project home, we can:

- Talk about the experience of creating art with unique materials such as salt.
- Observe and identify the colors used in the project.



*Graphics are intended to show samples of projects.  
Materials may be substituted or used differently.*

# FAMILY CONNECTION

## Book List

**Oliver's Tree**  
by Kit Chase

**Red: A Crayon's Story**  
by Michael Hall

**Ohana Means Family**  
by Ilima Loomis

**Me and My Amazing Body**  
by Joan Sweeney

**Home Is...**  
by Hannah Barnaby

**National Geographic Kids Readers: Animal Homes**  
by Shira Evans

**What's Next Door?**  
by Nicola O'Byrne

**Goodbye Summer, Hello Autumn**  
by Kenard Pak

## Songs

### Look at Me!

Sung to "Are You Sleeping?"

I am special. I am special.  
Look and see. Look and see.  
Someone very special,  
Someone very special.  
It is me. It is me!

I am special. I am special.  
Look and see. Look and see.  
I can do a silly dance.  
I can do a silly dance.  
Look at me. Look at me!



### There's a Home

Sung to "If You're Happy and You Know It"

There's a home with a door, with a door.  
There's a home with a door, with a door.  
There's a home with a door, roof, windows, and a floor.  
There's a home with a door, with a door.



## Recipe

### Apple Crisp

4 cups sliced apples  
1 tsp. cinnamon  
¼ tsp. nutmeg  
½ cup water  
¾ cup sugar  
½ cup flour  
½ cup rolled oats  
1 stick of butter



Place apple slices in a buttered deep dish pie plate. Sprinkle cinnamon and nutmeg over apples and add water. In a separate bowl, mix sugar, flour, rolled oats, and butter until the mixture is crumbly. Sprinkle over apples. Bake at 350°F until apples are tender, about 35–45 minutes.

## Reminders

---

---

---

---

---

---

---

---

---

---