

## Themes

### All About Me

Celebrate the unique qualities of each child as you welcome children into your setting. Develop skills across the learning domains as children explore the concepts of self, friendship, and family through songs, games, and more!

### Fantastic Fasteners:

Your little ones will enjoy investigating the fasteners and mechanisms on everyday items. Toddlers will explore hands-on learning with zippers, knobs, tape, glue, buttons, and more. This theme highlights the many ways fasteners help humans in everyday life!

### Dino World

Infants and toddlers tend to be drawn to the size and ferocity of dinosaurs. Explore the concepts of big and little as children admire these prehistoric creatures. Children will have fun playing with sound and movement in this theme too.

### Happy Harvest

Discover all that autumn has to offer in this cool-weather theme. Introduce children to symbols of the season, such as scarecrows and farms, and enjoy the colors, tastes, and textures of this time of year.

## Learn with Me!

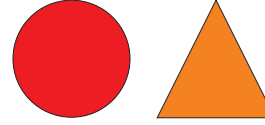
### Picking Up Toys Together

Picking up toys together can be a learning experience for young children. For example, when children put toys into containers by type, they practice sorting in a meaningful way. Invite your child to help pick up toys after playing. Work alongside your child, and make specific suggestions for what to do.

### Big Step, Little Step

Have fun exploring size by pretending to be dinosaurs. Take great big dinosaur steps and then little baby dinosaur steps together.

## Color/Shape




## Opposites

big/little

## Sign Language




**mommy**  
With open hand, tap chin twice.



**daddy**  
With open hand, tap forehead twice.




**diaper**  
Make a V with each hand at the waist. Pinch fingers and thumb together (like diaper pins).



**cat**  
Pinch together index finger and thumb near cheek as if pulling whiskers.



**dog**  
Snap fingers twice using thumb and middle finger.



**dinosaur**  
Hold one arm horizontal. Make flattened O with other hand. Bounce arm up and down like a dinosaur walking.

### My Project: Mr. Leaf

When I bring this project home, we can:

- Name the materials I used to make the prop.
- Compare the leaf cutout to leaves we find in our backyard, a nearby park, or as we explore the neighborhood.
- Use it as a prop for playing, singing songs together, or reading books.



*Graphics are intended to show samples of projects. Materials may be substituted or used differently.*

# FAMILY CONNECTION

## Book List

*Peek-a-Baby*

by Karen Katz

*My Clothes / Mi Ropa*

by Rebecca Emberley

*We're Going on a Leaf Hunt*

by Steve Metzger

*Dinoblock*

by Christopher Franceschelli

*Dinosaur Parade*

by Shari Halpern

*Ollie's Halloween*

by Olivier Dunrea

*Tractor Mac: Harvest Time*

by Billy Steers

## Songs & Rhymes

Head, Shoulders, Knees, and Toes

*Traditional*

Head, shoulders, knees and toes, knees and toes.

Head, shoulders, knees and toes, knees and toes.

And eyes and ears and mouth and nose,

Head, shoulders, knees and toes, knees and toes.

Little Boy Blue

Little boy blue,

Come blow your horn,

The sheep's in the meadow,

The cow's in the corn.

But where is the boy

Who looks after the sheep?

He's under a haystack,

Fast asleep.

## Recipe

### Apples with Pumpkin Yogurt Dip

1 cup plain yogurt

½ cup canned pure pumpkin

2 T. pure maple syrup

¾ tsp. cinnamon,

¼ tsp. pumpkin pie spice

apples

graham crackers (optional)

In a large bowl, mix together the plain yogurt, pure pumpkin, maple syrup, cinnamon, and pumpkin pie spice. Invite your child to help you measure, pour, and mix the ingredients.

Wash and cut the apples into slices.

Serve a few apple slices with a spoonful of yogurt dip on a plate for each person to enjoy. For a heartier snack, enjoy with graham crackers.



## Reminders

---



---



---



---



---



---



---



---



---



---



---



---



---



---



---



---



---



---



---



---



---



---